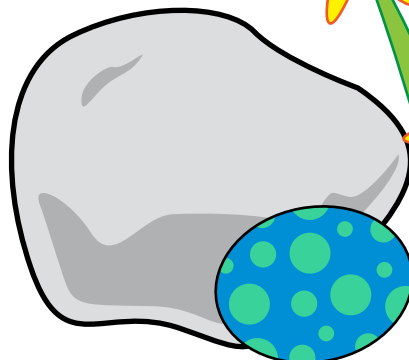




Easter Egg Hunt!



TAPE this page and the next page together to make the game board.
Works best printed on thicker paper!



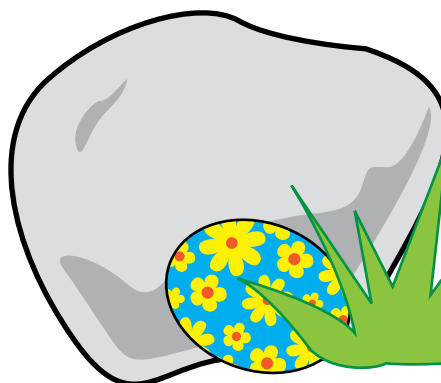



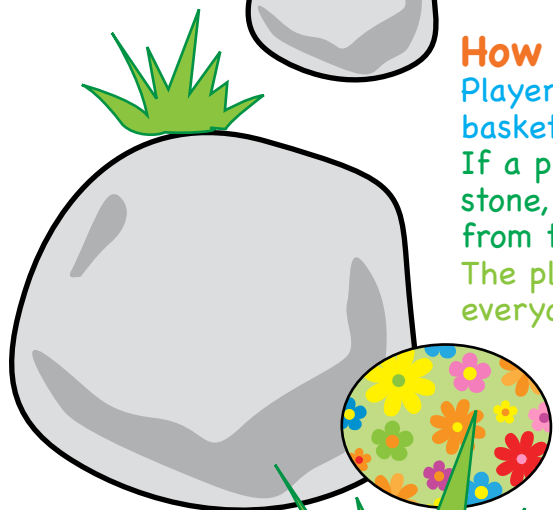


How to Play:

Players roll the die and move their baskets along the board.

If a player lands on a large stepping stone, they can pick up (find) an egg from the pile of egg cards.

The player with the most eggs after everyone finishes is the winner!



**Pile Egg Cards
Here!**



Cut, fold and then tape the dice and game pieces together. Now you are ready to play!

Easter Egg Hunt!

Lose Your Turn!

1

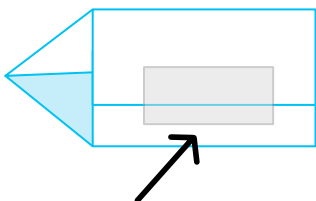

2

3

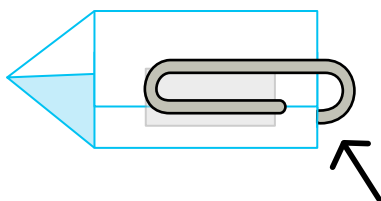
Find an EGG!
(Take one from the Pile)

For best results, print on thicker paper.

Fold on the dotted lines.

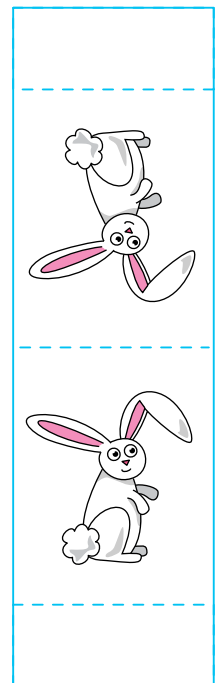
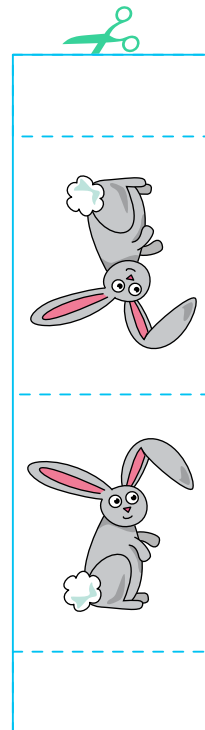
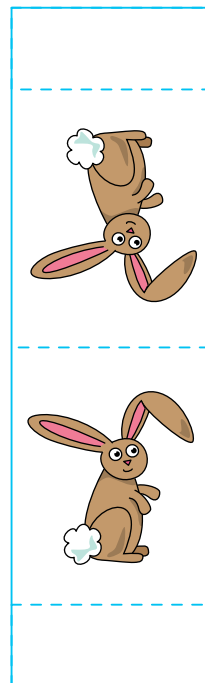
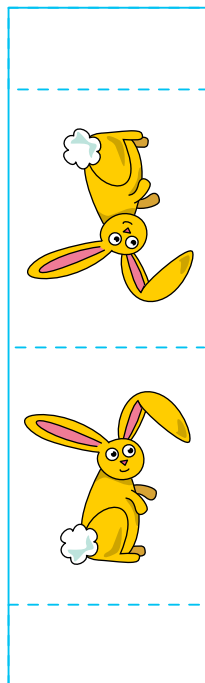


Tape on the bottom.




For added stability, slide a paper clip on the bottom of each piece.

Find an EGG!
(Take one from the Pile)



Easter Egg Hunt!



COLOUR the Easter Eggs! Some eggs have already been coloured and some eggs are blank so you can colour them however you want!

For **best results**, print on **thicker paper**.

 Cut on the blue lines

